

Emergency Action Plans @ SBS Swimming Pool

The following information is the protocol for emergency actions that may be necessary at the Safa British School swimming pool.

- Fire
- Gas escape
- Chemical spill
- Structural failure
- Bomb threat
- Power failure
- Pool rescue
- Evacuation of students of determination
- Overcrowding
- Contamination of pool water
- Disorderly behaviour
- Flooding

Fire

There is a fire evacuation map/route poolside and in the changing rooms. If the alarm sounds students must exit the pool immediately and put on their towels and flip flops/shoes that are poolside. Students must then exit via the gate nearest to the tennis courts with all staff and be escorted to the designated area for their class. Staff must wait with the class until the class teacher arrives, then join the rest of the team by the chess set.

In case of fire, the fire pull down alarm must be activated and all procedures as above to be followed.

Gas escape

The pool and area must be evacuated immediately, following the above evacuation procedure, but must exit via exit gate near the FS2 corridor in order to access classrooms, either through the FS2 or up the yellow staircase. Using the walkie-talkie poolside, HSO and Operations Team must be notified immediately by the lifeguard or PE HoD. All swimming lessons will then be cancelled by SLT until the all clear is given.

Chemical spill

As gas escape above, except exit route, this must be deemed as the safest route at the time, depending on where the spill has occurred.

Structural Failure

The pool facilities are checked daily by the lifeguard and the operations/cleaning team. If any structural failure is evidence at any time evacuation protocol must proceed as above.

Bomb Threat

Please see Lockdown Policy.

Power Failure

The pool cannot be used if there is a power failure so will be closed until power has returned and pool chemical levels have been checked.

Students may wait poolside for further instruction. If it becomes apparent that the power is not able to be turned back on within a few minutes then students can change whilst there is no power and therefore return to classrooms after changing.

Pool Rescue

All staff poolside have up to date safety training as have the clinic staff. Poolside staff will make use of their Level 3 Lifeguard training accordingly, ensuring the safety of all students. If necessary all remaining students will be evacuated following the usual protocol. The emergency alarm is raised through the use of the walkie-talkie (see above), which is kept poolside, in the box attached to the wall. The code for urgent medical assistance is PE Pool Echo, known to all PE staff, medical team, SLT and HSO team.

Evacuation of Students of Determination

All Wave 3 students have a 1-1 LSA designated to them and they are responsible for the students' safe and calm evacuation from poolside.

The PE team and lifeguard are responsible for supporting a safe exit from the pool.

Overcrowding

- The limit for the learner pool is 25
- The limit for the main pool is 50


These limits must not be exceeded under any circumstances.

Contamination of pool water

Any contamination of the pool water, whether cloudy in appearance or due to fouling or rubbish will force the pool to close and if appropriate evacuation procedures must take place. The lifeguard or PE HoD will notify the HSO and Operations Team immediately and appropriate action will be taken. This may include using nets to clear the rubbish, or this may be emptying the entire pool, sanitising the pool and surrounding areas before refilling and contacting Al Afra (Safa’s contracted company) for pool water checks. The pool will not be reopened until this has been fully resolved and all chemical checks of the water have been carried out successfully.

Disorderly Behaviour

Expectations of behaviour at Safa British School pool are clearly outlined in the first swimming lesson and reminders given throughout, allowing all students to access the swimming pool for their lessons. However, if disorderly behaviour is evident the student/s will be immediately removed from the pool by the lifeguard and PE HoD and the Head Teacher will be called poolside to remove the pupil. If necessary all other students will be evacuated following the standard protocol. An incident report will need to be completed and Heads of School will follow up with the student and parents.

 Safa British School

Accident/Incident Report Form

| | | | |
|-----------------------------------|----------------------------------|----------------------------------|--|
| 1. Name of Injured Person | | Date of Birth | Gender |
| <input type="checkbox"/> Employee | <input type="checkbox"/> Student | <input type="checkbox"/> Visitor | <input type="checkbox"/> Contractor <input type="checkbox"/> Others |

About the Incident / accident

| | | | |
|--------------------------|------|------|-------------|
| 2. Location Classroom | Date | Time | Report Date |
|--------------------------|------|------|-------------|

3. What actually happened? Please ensure the person who saw the accident completes this section. If no witnesses please ensure the most appropriate person completes this section.

What was the outcome e.g. injury or property damage?

3. Lessons learned and recommendations to prevent similar incident in the future: NA

Details of witnesses

| | |
|--------------------------|-------------------|
| 4. Name of any Witnesses | Any other details |
|--------------------------|-------------------|

| | |
|--|------|
| 5. Signature of person completing the report | Date |
|--|------|


Flooding


The lifeguard monitors the pools constantly for flooding and assesses the situation, using the walkie-talkie to call the Operations Team when necessary. In dire circumstances pool evacuation protocols must be adhered to.

Applicable to: All Staff, students and visitors



Reviewed: July 2024
Next Review Date: July 2025

Reviewed by: 
Paula Welham
HSO

Approved by: 
Zara Harrington
Principal